

# DURAGRES

800x1600mm

9mm thickness



**SOMANY**

**SOMANY**  
TILES | BATHWARE

Somany Ceramics Limited

Corporate Office: F-36, Sector-6, Noida-201301, Uttar Pradesh; Ph.: 0120-4627900

Ahmedabad Office: 601 to 606, 6<sup>th</sup> Floor, Aalps Euphoria, Opp. Adani CNG Pump, B/s. Gota Flyover, S.G. Highway, Ahmedabad-382481; Ph.: 079-27661103 & 04

Registered Office: 2, Red Cross Place, Kolkata-700001; Ph.: 033-22487406/5913

www.somanyceramics.com | e-mail: customer.care@somanyceramics.com

Toll Free No. 1800-103-0004 (Timing-10:00 am to 6:30 pm; Mon-Fri)

DURAGRES / CAT / FEBRUARY 2025

**EVERSTONE COLLECTION**

06 to 11




**ETERNASTONE COLLECTION**

12 to 21



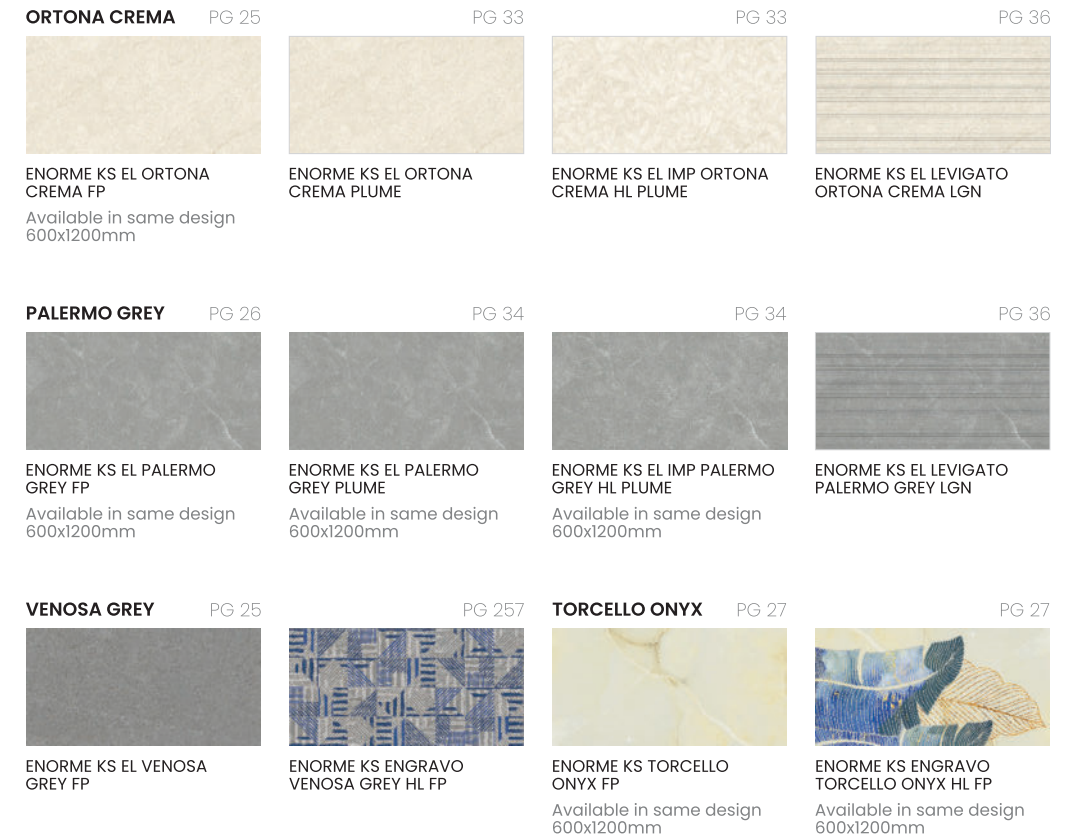
**HARMONY COLLECTION**

22 to 37



**HARMONY COLLECTION**


22 to 37



**DURAGRES COLLECTION**

38 to 51





**TECHNICAL FEATURES**

Somany's technology creates precise 3D relief effects on surfaces. Inspired by the art of wood engraving, it digitally renders vivid, raised decorative motifs. This innovative process brings designs to life with a delicate, tactile dimension.



**APPLICATION AREAS**



|  
The Power  
of Stone,  
The Grace  
of Artistry

# EVERSTONE

collection

## Robusto

surface

The **Everstone Collection** masterfully captures the authentic essence of natural stone, echoing the timeless whispers of rock and sand. Its delicately textured matte surface, enhanced by a subtle sheen, refines the stone-like aesthetic while exuding understated elegance. Designed for endurance, it offers exceptional resistance to scratches, stains, and moisture, making it an impeccable choice for high-traffic spaces. Whether gracing outdoor landscapes or wet areas, its advanced engineering minimizes dirt accumulation, ensuring effortless maintenance and enduring beauty.

|  
800x1600mm

### TECHNICAL FEATURES



ENORME KS EVERSTONE AVARIO ROBUSTO PEDRO



V4

ENORME KS EVERSTONE BEIGE ROBUSTO PEDRO



V1



ACTUAL SIZE IMAGE



ACTUAL SIZE IMAGE

ENORME KS EVERSTONE CHIARO ROBUSTO PEDRO



V4


ENORME KS EVERSTONE SCURO ROBUSTO PEDRO



V4




ACTUAL SIZE IMAGE



ACTUAL SIZE IMAGE



WALL: ENORME KS EVERSTONE AVARIO ROBUSTO PEDRO | SIZE: 800X1600MM | SURFACE: ROBUSTO (Pedro Punch)



FLOOR: ENORME KS EVERSTONE AVARIO ROBUSTO PEDRO | SIZE: 800X1600MM | SURFACE: ROBUSTO (Pedro Punch)

Nature's  
Raw Artistry

# ETERNASTONE

collection

**ETCH** *tech*  
surface

In the heart of the earth, where time carves its masterpiece, the **Eternastone Collection** was born. A tribute to nature's raw artistry, this collection captures the timeless beauty of natural craft stone in an exquisite **800x1600 mm** vitrified tile format. Each tile tells a story—etched with the rugged textures of ancient rock formations, shaped by wind, water, and time. It seamlessly integrates shapes and elevations creating punch like surfaces in random phases, bringing the beauty of natural contours and imperfections in the tile surfaces.

Eternastone Collection isn't just about aesthetics; it's about craftsmanship. The surface captures the tactile feel of natural stone, with subtle ridges, rich veins, and an earthy matte finish. The vitrified body ensures exceptional durability, making it perfect for both indoor elegance and outdoor resilience.

800x1600mm

## TECHNICAL FEATURES



ENORME KS ETRO CREMA PLUME



VI

ENORME KS ETRO CREMA ET



VI



ACTUAL SIZE IMAGE



ACTUAL SIZE IMAGE

ENORME KS OPTORO BEIGE PLUME



VI

ENORME KS OPTORO BEIGE ET



VI



ACTUAL SIZE IMAGE



ACTUAL SIZE IMAGE





WALL: ENORME KS ETRO CREMA ET | SIZE: 800X1600MM | SURFACE: SHAPETECH (Punch)

9mm Thickness

FLOOR: ENORME KS ETRO CREMA PLUME | SIZE: 800X1600MM | SURFACE: PLUME (Punch)

ENORME KS RAGGIO BEIGE PLUME



VI

ENORME KS RAGGIO BEIGE ET



VI



ACTUAL SIZE IMAGE



ACTUAL SIZE IMAGE

ENORME KS MORTERO COTTO ET




VI

ENORME KS MORTERO GREY ET



VI



ACTUAL SIZE IMAGE



ACTUAL SIZE IMAGE



WALL: ENORME KS MORTERO COTTO ET | SIZE: 800X1600MM | SURFACE: SHAPETECH (Punch)  
WALL: ENORME KS RAGGIO BEIGE ET | SIZE: 800X1600MM | SURFACE: SHAPETECH (Punch)

9mm Thickness

FLOOR: ENORME KS RAGGIO BEIGE PLUME | SIZE: 800X1600MM | SURFACE: PLUME (Punch)

|  
An Endless  
Palette of  
Creativity

# HARMONY

collection

The Harmony Collection represents an exquisite fusion of vivid design, advanced surface finishes, and exceptional craftsmanship. The collection stands as a testament to the versatility and innovation within the realm of ceramic design, offering a diverse array of finishes and textures that cater to various aesthetic and functional needs.

Harmony Collection elevates ceramic tiles to an art form, offering a wide variety of finishes that cater to diverse aesthetic needs. Each tile surface is designed not only to meet functional requirements but also to create a tactile and visual experience that transforms any space into a work of design excellence. Whether opting for the high polish of Full Polish or the intricate textures of Engravo and Plume finishes, the Harmony Collection promises to harmonize style, function, and luxury.

|  
800x1600mm

## TECHNICAL FEATURES



ENORME KS EL ORTONA SILVER FP



V4

Available in same design 600x1200mm

ENORME KS ENGRAVO ORTONA SILVER HL FP



V1

Available in same design 600x1200mm


ENORME KS EL ORTONA TAUPE FP



V4

Available in same design 600x1200mm

ENORME KS EL VENOSA GREY FP




V4

ENORME KS ENGRAVO VENOSA GREY HL FP



V1

ENORME KS EL ORTONA CREMA FP



V4

Available in same design 600x1200mm

ENORME KS EL PALERMO GREY FP



V4

Available in same design 600x1200mm


ENORME KS TORCELLO ONYX FP



V3

Available in same design 600x1200mm

ENORME KS EL ARIELA STVARIO FP



V4

Available in same design 600x1200mm


ENORME KS ENGRAVO TORCELLO ONYX HL FP



V3


Available in same design 600x1200mm

ENORME KS AVELINO NATURAL FP



V4

ENORME KS ATLAS BIANCO FP



V2



WALL: ENORME KS ENGRAVO TORCELLO ONYX HL FP | SIZE: 800X1600MM | SURFACE: POLISH CARVING  
FLOOR: ENORME KS TORCELLO ONYX FP | SIZE: 800X1600MM | SURFACE: FULL POLISH

9mm Thickness

FLOOR: ENORME KS TORCELLO ONYX FP | SIZE: 800X1600MM | SURFACE: FULL POLISH  
WALL: ENORME KS TORCELLO ONYX FP | SIZE: 800X1600MM | SURFACE: FULL POLISH

ENORME KS EL GRAO MULTI FP



V3

Available in same design 600x1200mm




WALL: ENORME KS EL LEVIGATO ARIELA STATUARIO LIGNO | SIZE: 800X1600MM | SURFACE: LINE PUNCH WITH LAPATO

ENORME KS EL ENGRAVO ORTONA TAUPE FP




V4

ENORME KS EL ENGRAVO ARIELA STVARIO FP



V4

ENORME KS ENGRAVO ATLAS BIANCO FP



V2



ENORME KS EL ENGRAVO GRAO MULTI FP




V3



WALL: ENORME KS EL LEVIGATO ARIELA STATUARIO LIGNO | SIZE: 800X1600MM | SURFACE: LINE PUNCH WITH LAPATO

ENORME KS EL ORTONA CREMA PLUME




V4

ENORME KS EL IMP ORTONA CREMA HL PLUME



V4

ENORME KS AVELINO NATURAL PLUME



V3


ENORME KS EL PALERMO GREY PLUME



V4

Available in same design 600x1200mm


ENORME KS EL IMP PALERMO GREY HL PLUME



V4

Available in same design 600x1200mm

ENORME KS IMP AVELINO NATURAL HL PLUME




V4

ENORME KS EL ARIELA STVARIO PLUME



V4

ENORME KS EL IMP ARIELA STVARIO HL PLUME



V4

ENORME KS EL IMP GRAO MULTI



V3

MATT CARVING

ENORME KS EL LEVIGATO ORTONA CREMA LGN




V4

ENORME KS EL LEVIGATO PALERMO GREY LGN



V4

ENORME KS LEVIGATO AVELINO NATURAL LGN



V3

ENORME KS EL LEVIGATO ARIELA STVARIO LGN



V4



WALL: ENORME KS EL LEVIGATO ARIELA STATUARIO LIGNO | SIZE: 800X1600MM | SURFACE: LINE PUNCH WITH LAPATO

Timeless  
Elegance,  
Versatile Surfaces

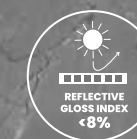
## DURAGRES

So many Tiles redefine sophistication with their exquisite designs and premium finishes. Available in a variety of surfaces like High Gloss, Polish, Polish Carving and Matt Carving, these tiles cater to diverse aesthetic and functional needs.


Engineered for durability and style, they offer benefits like scratch resistance, impact resistance, and easy maintenance, making them ideal for both residential and commercial spaces. Whether for interiors or exteriors, these tiles bring a perfect blend of luxury and performance to every space

800x1600mm

### TECHNICAL FEATURES



ENORME KS LUCIDO AKTON BLACK



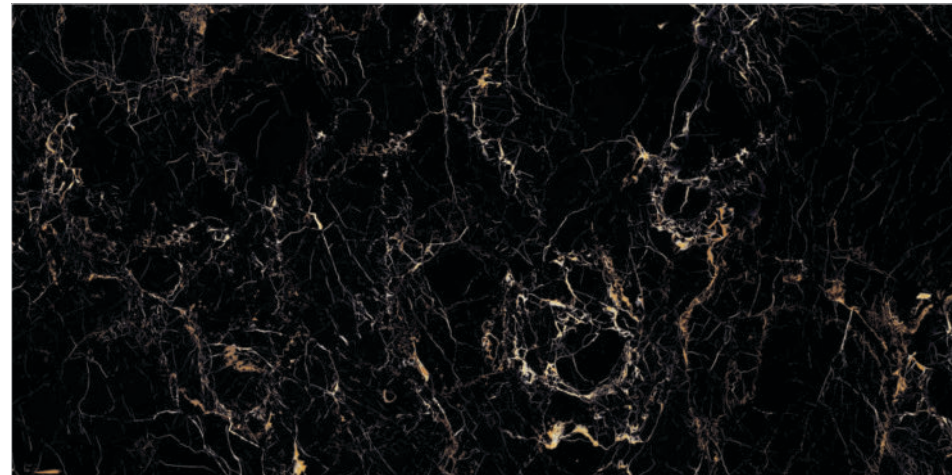
V4

ENORME KS EL ORVIETO GREY FP



V4

ENORME KS LUCIDO AMALFI GOLD




V5

ENORME KS EL CORATO BEIGE FP



V4

ENORME KS LUCIDO MILDEN BLACK




V4

ENORME KS ELDEN BEIGE FP



V4

ENORME KS ELDEN GRIGIO FP



V4

ENORME KS EMPOLI ONYX PEARL FP



V3

ENORME KS EL CATANIA BEIGE FP



V3

ENORME KS EL AQUINO CREMA FP




V4

ENORME KS EL CATANIA GREY FP



V3

ENORME KS EL AQUINO SILVER FP



V4

ENORME KS ARPINO IVORY FP



V3

ENORME KS TAJMAHAL NATURAL FP



V3

ENORME KS EL LASA NATURAL FP



V4

ENORME KS ACQUILEA GOLD FP



V3

ENORME KS BELLINI VERDE FP



V3

ENORME KS CALACATTA VERDE FP




V3

ENORME KS COMISO ONYX BIANCO FP




V4

ENORME KS ARMANI GREY FP



V3

ENORME KS CALCATTA FP



V4

ENORME KS CALLIS BIANCO FP




V4

ENORME KS EL DIVINITY ASH FP



V3

ENORME KS EON ANTELAO CREMA FP



V2



ENORME KS IRISH BIANCO FP



V2

ENORME KS PERLATO CREMA FP



V2




WALL: ENORME KS IMP ORBINO GREY | SIZE: 800X1600MM | SURFACE: MATT CARVING  
FLOOR: ENORME KS IMP ORBINO GREY | SIZE: 800X1600MM | SURFACE: MATT CARVING

ENORME KS EL ENGRAVO CASCINA NATURAL FP



V4

ENORME KS IMP ORBINO PEARL



V3

ENORME KS IMP ORBINO GREY




V4

ENORME KS EL IMP MODICA IVORY




V4

ENORME KS EL IMP MODICA PEARL



V4

ENORME KS IMP RADDIX WHITE



V3

# TECHNICAL SPECIFICATION

PACKAGING DETAIL FOR 800X1600MM EVERSTONE COLLECTION				
Nominal Size(mm)	Thickness(mm)	Avg. weight per carton(Kgs)	No. of tiles per carton	Coverage area per carton
800x1600mm	9 mm	51.0 kgs	2	2.56 sq.mtr

Requirement as per ISO  
13006 Annex-G, E ≤ 0.5% Group B1a

TECHNICAL SPECIFICATIONS FOR 800X1600MM EVERSTONE COLLECTION				
Characteristics	Requirement as per IS 15622 :2017 E ≤ 0.08 Group B 1 a	Requirement as per ISO 13006:2018 Ev ≤ 0.5%-Group B 1 a (Annex G)	Our Values	Test Method
<b>A) Dimension &amp; Surface Quality</b>				
		Rectified		
<b>I) Length &amp; Width</b>		± 0.10%	± 0.30%	± 0.10%
<b>ii) Thickness</b>	± 5.0%	± 5.0%	± 4.0%	
<b>iii) Straightness of Side</b>	± 0.10%	± 0.30%	± 0.10%	
<b>iv) Rectangularity</b>	± 0.10%	± 0.30%	± 0.10%	
<b>v) Surface Flatness</b>				IS 13630 Part 1/ ISO 10545-2
<b>a) Center curvature (%) ( max.Deviation)</b>	± 0.5%	± 0.4%	± 0.30%	
<b>b) Edge curvature (%) ( max.Deviation)</b>	± 0.5%	± 0.4%	± 0.30%	
<b>c) Corner warpage (%) ( max.Deviation)</b>	± 0.5%	± 0.4%	± 0.30%	
<b>vi) Surface Quality</b>	Min. 95 % of tiles will be free from visible defects	Min. 95 % of tiles will be free from visible defects	Min. 95 % of tiles will be free from visible defects	
<b>B) Physical Properties</b>				
<b>i) Water Absorption</b>	Average 0.8<E, Individual Max 0.1%	E ≤ 0.5, Individual max 0.6%	Av 0.08 %	IS 13630 Part 2/ ISO 10545-3
<b>ii) Modulus of Rupture [N/mm<sup>2</sup>]</b>	Avg. 35, Individual 32 min	Avg 35, Individual 32 min	Avg-38	IS 13630 Part 6/ISO 10545-4
<b>iii) Breaking Strength in N</b>	1300	1300	Min 1400	
<b>iv) Moisture Expansion in mm/m</b>	0.02	Test Method Available	0.02 Max	IS 13630 Part 3/ISO-10545-10
<b>v) Scratch Hardness of surface (Mohs)</b>	Min 7	N/A	4-6 (depends on surface)	IS 13630 Part 13
<b>vi) Resistance to Abrasion of glazed tiles( Class I to V )</b>	Min 5	Report abrasion class and cycles passed	Class V (for VC), Class IV (for Non VC), Class III (For polished)	IS 13630 Part 11 /ISO 10545-7
<b>vii) Coefficient of linear thermal expansion from ambient temperature to 100° C</b>	6 X 10 <sup>-6</sup> K <sup>-1</sup> max	Test Method Available	Max 5.5 X 10 <sup>-6</sup> K <sup>-1</sup>	IS 13630 Part 4/ ISO 10545-8
<b>viii) Thermal Shock Resistance</b>	10 cycle min	Test Method Available	Passed 10 cycle	IS 13630 Part 5/ISO-10545-9
<b>ix) Craze Resistance</b>	4 cycle @ 7.5bar min	Required	Passed 4 cycle	IS 13630 Part 9/ISO 10545-11
<b>x) Impact Resistance as Co-efficient of Restitution (COR)</b>	0.55 Min	Test Method Available	0.75-0.90	IS 13630 part 14/ISO 10545-5
<b>xi) Bulk Density (gm/cc)</b>	2.2	N.A	2.5	IS 13630 Part 2
<b>xii) Coefficient of Friction</b>	Where required manufacturer to declare value	Where required manufacturer to declare value	Depends upon Glazed surface	ISO 10545-17
<b>xiii) Frost Resistance</b>	Required	Required	100 Cycle Passed	IS 13630 Part 10/ISO 10545-12
<b>C) Chemical Resistance (glazed Tiles)</b>				
<b>i) Stain Resistance</b>	Min Class 1	Min Class 3	Min Class-1/ Class-3	IS 13630 Part 8 &ISO 10545-14
<b>ii) Resistance to household chemicals</b>	Min Class AA	Min. Class B	Min Class AA	
<b>iii) Resistance to acids and alkalis (with exception of hydrofluoric acid and its compounds)</b>	Required if agreed	Manufacturer is to state classification	Min Class AA	IS 13630 Part 8/ ISO 10545-13

The tiles in this catalogue are reproduced using four-colour printing, and the tiles may not be displayed in accurate sizes. Therefore, we strongly recommend customers to check the physical samples before placing an order. The "Technical Specification" applies exclusively to premium-quality Somany wall and floor tiles. Please inspect the tiles thoroughly before installation, as we don't accept any complaints once the tiles have been applied or fixed. Additionally, complaints regarding borders, highlighters, or motifs will not be entertained after purchase.

# TECHNICAL SPECIFICATION

PACKAGING DETAIL FOR 800X1600MM ETERNASTONE COLLECTION				
Nominal Size(mm)	Thickness(mm)	Avg. weight per carton(Kgs)	No. of tiles per carton	Coverage area per carton
800x1600mm	9 mm	51.0 kgs	2	2.56 sq.mtr

Requirement as per ISO  
13006 Annex-G, E ≤ 0.5% Group B1a

TECHNICAL SPECIFICATIONS FOR 800X1600MM ETERNASTONE COLLECTION				
Characteristics	Requirement as per IS 15622 :2017 E ≤ 0.08 Group B 1 a	Requirement as per ISO 13006:2018 Ev ≤ 0.5%-Group B 1 a (Annex G)	Our Values	Test Method
<b>A) Dimension &amp; Surface Quality</b>				
		Rectified		
<b>I) Length &amp; Width</b>		± 0.10%	± 0.30%	± 0.10%
<b>ii) Thickness</b>	± 5.0%	± 5.0%	± 4.0%	
<b>iii) Straightness of Side</b>	± 0.10%	± 0.30%	± 0.10%	
<b>iv) Rectangularity</b>	± 0.10%	± 0.30%	± 0.10%	
<b>v) Surface Flatness</b>				IS 13630 Part 1/ ISO 10545-2
<b>a) Center curvature (%) ( max.Deviation)</b>	± 0.5%	± 0.4%	± 0.30%	
<b>b) Edge curvature (%) ( max.Deviation)</b>	± 0.5%	± 0.4%	± 0.30%	
<b>c) Corner warpage (%) ( max.Deviation)</b>	± 0.5%	± 0.4%	± 0.30%	
<b>vi) Surface Quality</b>	Min. 95 % of tiles will be free from visible defects	Min. 95 % of tiles will be free from visible defects	Min. 95 % of tiles will be free from visible defects	
<b>B) Physical Properties</b>				
<b>i) Water Absorption</b>	Average 0.8<E, Individual Max 0.1%	E ≤ 0.5, Individual max 0.6%	Av 0.08 %	IS 13630 Part 2/ ISO 10545-3
<b>ii) Modulus of Rupture [N/mm<sup>2</sup>]</b>	Avg. 35, Individual 32 min	Avg 35, Individual 32 min	Avg-38	IS 13630 Part 6/ISO 10545-4
<b>iii) Breaking Strength in N</b>	1300	1300	Min 1400	
<b>iv) Moisture Expansion in mm/m</b>	0.02	Test Method Available	0.02 Max	IS 13630 Part 3/ISO-10545-10
<b>v) Scratch Hardness of surface (Mohs)</b>	Min 7	N/A	4-6 (depends on surface)	IS 13630 Part 13
<b>vi) Resistance to Abrasion of glazed tiles( Class I to V )</b>	Min 5	Report abrasion class and cycles passed	Class V (for VC), Class IV (for Non VC), Class III (For polished)	IS 13630 Part 11 /ISO 10545-7
<b>vii) Coefficient of linear thermal expansion from ambient temperature to 100° C</b>	6 X 10 <sup>-6</sup> K <sup>-1</sup> max	Test Method Available	Max 5.5 X 10 <sup>-6</sup> K <sup>-1</sup>	IS 13630 Part 4/ ISO 10545-8
<b>viii) Thermal Shock Resistance</b>	10 cycle min	Test Method Available	Passed 10 cycle	IS 13630 Part 5/ISO-10545-9
<b>ix) Craze Resistance</b>	4 cycle @ 7.5bar min	Required	Passed 4 cycle	IS 13630 Part 9/ISO 10545-11
<b>x) Impact Resistance as Co-efficient of Restitution (COR)</b>	0.55 Min	Test Method Available	0.75-0.90	IS 13630 part 14/ISO 10545-5
<b>xi) Bulk Density (gm/cc)</b>	2.2	N.A	2.5	IS 13630 Part 2
<b>xii) Coefficient of Friction</b>	Where required manufacturer to declare value	Where required manufacturer to declare value	Depends upon Glazed surface	ISO 10545-17
<b>xiii) Frost Resistance</b>	Required	Required	100 Cycle Passed	IS 13630 Part 10/ISO 10545-12
<b>C) Chemical Resistance (glazed Tiles)</b>				
<b>i) Stain Resistance</b>	Min Class 1	Min Class 3	Min Class-1/ Class-3	IS 13630 Part 8 &ISO 10545-14
<b>ii) Resistance to household chemicals</b>	Min Class AA	Min. Class B	Min Class AA	
<b>iii) Resistance to acids and alkalis (with exception of hydrofluoric acid and its compounds)</b>	Required if agreed	Manufacturer is to state classification	Min Class AA	IS 13630 Part 8/ ISO 10545-13

The tiles in this catalogue are reproduced using four-colour printing, and the tiles may not be displayed in accurate sizes. Therefore, we strongly recommend customers to check the physical samples before placing an order. The "Technical Specification" applies exclusively to premium-quality Somany wall and floor tiles. Please inspect the tiles thoroughly before installation, as we don't accept any complaints once the tiles have been applied or fixed. Additionally, complaints regarding borders, highlighters, or motifs will not be entertained after purchase.

# TECHNICAL SPECIFICATION

PACKAGING DETAIL FOR 800X1600MM HARMONY COLLECTION				
Nominal Size(mm)	Thickness(mm)	Avg. weight per carton(Kgs)	No. of tiles per carton	Coverage area per carton
800x1600mm	9 mm	51.0 kgs	2	2.56 sq.mtr

Requirement as per ISO 13006 Annex-G, E ≤ 0.5% Group B1a

TECHNICAL SPECIFICATIONS FOR 800X1600MM HARMONY COLLECTION				
Characteristics	Requirement as per IS 15622 :2017 E ≤ 0.08 Group B1a	Requirement as per ISO 13006:2018 E ≤ 0.5%-Group B1a (Annex G)	Our Values	Test Method
<b>A) Dimension &amp; Surface Quality</b>				
<b>I) Length &amp; Width</b>	Rectified			IS 13630 Part 1/ ISO 10545-2
ii) Thickness	± 0.10%	± 0.30%	± 0.10%	
iii) Straightness of Side	± 5.0%	± 5.0%	± 4.0%	
iv) Rectangularity	± 0.10%	± 0.30%	± 0.10%	
v) Surface Flatness	± 0.10%	± 0.30%	± 0.10%	
a) Center curvature (%) ( Max.Deviation)	± 0.5%	± 0.4%	± 0.30%	
b) Edge curvature (%) ( Max.Deviation)	± 0.5%	± 0.4%	± 0.30%	
c) Corner warpage (%) ( Max.Deviation)	± 0.5%	± 0.4%	± 0.30%	
vi) Surface Quality	Min. 95 % of tiles will be free from visible defects	Min. 95 % of tiles will be free from visible defects	Min. 95 % of tiles will be free from visible defects	
<b>B) Physical Properties</b>				
i) Water Absorption	Average 0.8<E, Individual Max 0.1%	E ≤ 0.5, Individual max 0.6%	Av 0.08 %	IS 13630 Part 2/ ISO 10545-3
ii) Modulus of Rupture [N/mm <sup>2</sup> ]	Avg. 35, Individual 32 min	Avg 35, Individual 32 min	Avg-38	IS 13630 Part 6/ISO 10545-4
iii) Breaking Strength in N	1300	1300	Min 1400	
iv) Moisture Expansion in mm/m	0.02	Test Method Available	0.02 Max	IS 13630 Part 3/ISO-10545-10
v) Scratch Hardness of surface (Mohs)	Min 5	N/A	4-6 (depends on surface)	IS 13630 Part 13
vi) Resistance to Abrasion of glazed tiles ( Class I to V )	Min II	Report abrasion class and cycles passed	Class V (for VC), Class IV (for Non VC), Class III (For polished)	IS 13630 Part 11 /ISO 10545-7
vii) Coefficient of linear thermal expansion from ambient temperature to 100° C	6 X 10 <sup>-6</sup> K <sup>-1</sup> max	Test Method Available	Max 5.5 X 10 <sup>-6</sup> K <sup>-1</sup>	IS 13630 Part 4/ ISO 10545-8
viii) Thermal Shock Resistance	10 cycle min	Test Method Available	Passed 10 cycle	IS 13630 Part 5/ISO-10545-9
ix) Craze Resistance	4 cycle @ 7.5bar min	Required	Passed 4 cycle	IS 13630 Part 9/ISO 10545-11
x) Impact Resistance as Co-efficient of Restitution (COR)	0.55 Min	Test Method Available	0.75-0.90	IS 13630 part 14/ISO 10545-5
xi) Bulk Density (gm/cc)	2.2	N.A	2.5	IS 13630 Part 2
xii) Coefficient of Friction	Where required manufacturer to declare value	Where required manufacturer to declare value	Depends upon Glazed surface	ISO 10545-17
xiii) Frost Resistance	Required	Required	100 Cycle Passed	IS 13630 Part 10/ISO 10545-12
<b>C) Chemical Resistance (glazed Tiles)</b>				
i) Stain Resistance	Min Class 1	Min Class 3	Min Class-1/ Class-3	IS 13630 Part 8 &ISO 10545-14
ii) Resistance to household chemicals	Min Class AA	Min. Class B	Min Class AA	IS 13630 Part 8/ ISO 10545-13
iii) Resistance to acids and alkalis (with exception of hydrofluoric acid and its compounds)	Required if agreed	Manufacturer is to state classification	Min Class AA	

The tiles in this catalogue are reproduced using four-colour printing, and the tiles may not be displayed in accurate sizes. Therefore, we strongly recommend customers to check the physical samples before placing an order. The "Technical Specification" applies exclusively to premium-quality Somany wall and floor tiles. Please inspect the tiles thoroughly before installation, as we don't accept any complaints once the tiles have been applied or fixed. Additionally, complaints regarding borders, highlighters, or motifs will not be entertained after purchase.

# TECHNICAL SPECIFICATION

PACKAGING DETAIL FOR 800x1600mm GVT TILES				
Nominal Size (mm)	Thickness	Avg. Weight per Carton (Kgs)	No. of Tiles Per Carton	Coverage Area Per Carton
800X1600 MM DURAGRES	9.0 mm	51 Kgs. / Box (Appx)	2 Pcs.	2.56 Sq. Mtr / 27.55 Sq. Ft.

TECHNICAL SPECIFICATION FOR 800x1600mm GVT TILES				
Characteristics	Requirement as per IS 15622 :2017 E ≤ 0.08 Group B1a	Requirement as per ISO 13006:2018 ≤ 0.5% Group B1a	Our Values	Test Method
<b>A) Dimension &amp; Surface Quality</b>				
i) Length & Width %	± 0.10%	± 0.30%	± 0.10%	IS 13630 Part 1/ ISO 10545-2
ii) Thickness %	± 5.00%	± 5.00%	± 4.0%	
iii) Straightness of Side %	± 0.10%	± 0.30%	± 0.10%	
iv) Rectangularity %	± 0.10%	± 0.30%	± 0.10%	
v) Surface Flatness				
a) Center curvature (%) ( Max.Deviation)	± 0.50%	± 0.40%	± 0.30 %	
b) Edge curvature (%) ( Max.Deviation)	± 0.50%	± 0.40%	± 0.30 %	
c) Corner warpage (%) ( Max.Deviation)	± 0.50%	± 0.40%	± 0.30 %	
(Vi) Surface Quality	Min. 95 % of tiles will be free from visible defects	Min. 95 % of tiles will be free from visible defects	Min. 95 % of tiles will be free from visible defects	
<b>B) Physical Properties</b>				
i) Water Absorption	Average ≤ 0.08%, Individual Max.0.1%	Av ≤ 0.5 %, Individual 0.6% max	Av 0.08 %	IS 13630 Part 2/ ISO 10545-3
ii) Modulus of Rupture [N/mm <sup>2</sup> ]	Avr 35, Individual 32 Min	Avr 35, Individual 32 Min	Avg-38,	IS 13630 Part 6/ISO 10545-4
iii) Breaking Strength in N	1300	1300	Min 1400	
iv) Moisture Expansion in mm/m	0.02	Test method available	Max 0.02	IS 13630 Part 3/ISO-10545-10
v) Scratch Hardness of surface (Mohs)	Min 5	N.A	4-6 (depends on surface)	IS 13630 Part 13
vi) Resistance to Abrasion of glazed tiles ( Class I to V )	Min II	Report abrasion class and cycles passed	Class V (for VC), Class IV (for Non VC), Class III (For polished)	IS 13630 Part 11 /ISO 10545-7
vii) Coefficient of Linear Thermal Expansion from Ambient Temperature to 100 0 C	6 X 10 <sup>-6</sup> K <sup>-1</sup> max	Test method available	Max 5.5 X 10 <sup>-6</sup> K <sup>-1</sup>	IS 13630 Part 4/ ISO 10545-8
viii) Thermal Shock Resistance	10 cycle Min	Test method available	10 cycle passed	IS 13630 Part 5/ISO-10545-9
ix) Craze Resistance	4 cycle @ 7.5bar min	Required	4 cycle passed	IS 13630 Part 9/ISO 10545-11
x) Impact Resistance as Co-efficient of Restitution (COR)	0.55 min	Test method available	0.75-0.90	IS 13630 Part 14/ISO 10545-5
xi) Bulk Density (gm/cc)	2.2	N.A	2.25	IS 13630 Part 2
xii) Coefficient of Friction	Where required manufacturer to declare value	Where required manufacturer to declare value	Depends upon Glazed surface	ISO 10545-17
xiii) Frost Resistance	Required	Required	100 Cycle Passed	IS 13630 Part 10/ISO 10545-12
<b>c) Chemical Resistance (glazed Tiles)</b>				
i) Stain Resistance	Min Class 1	Min Class 3	Min Class-1/ Class-3	IS 13630 Part 8 &ISO 10545-14
ii) Resistance to Household Chemicals	Min Class AA	Min Class B	Min Class AA	IS 13630 Part 8/ ISO 10545-13
iii) Resistance to Acids and Alkalis (with exception of hydrofluoric acid and its compounds)	Required if agreed	Manufacturer is to state classification	Min Class AA	

Note: \*\* GVT tiles have resistance to most of the stains and chemicals, but it is recommended to take care during laying and everyday maintenance.

The reproduction of tiles in this catalogue is restricted to four color printing only and tiles are not in relative sizes, therefore customers are advised to see the physical sample before placing the order. " Technical Specification" for Somany wall & floor tiles are applicable only for premium quality tiles. Please inspect all tiles prior to installation. Company will not entertain complaints once tiles are laid/fixed. Complaints will not be entertained for Borders, Highlighters & Motifs.

NOTE

SOMANY<sup>®</sup>

NOTE

SOMANY<sup>®</sup>

**RECOMMENDED FOR LARGE FORMAT TILES & SLABS**



**INDIA'S FASTEST GROWING ADHESIVE BRAND**



For detailed instructions scan the QR code



Faucet : Diamante SLBM Wall Mounted Brushed Gold | Shower Column : Diamante Brushed Gold | Basin : Gloster Art Basin Matte Black  
Tiles used - Wall & Floor : Raffino Crema 180 FP | Shower Wall : Breccia Crema PRO 180 FP | Basin Platform : Italmarmi Naples Oscuro Lucido



Water Closets | Basins | Faucets | Showers | Water Heaters | Accessories

Toll Free: 1800-103-0004 | [www.somanyceramics.com](http://www.somanyceramics.com)